

	<p><b>Equip Biblical Institute</b></p> <p><b>Church Planting * Team Leadership * Pastors Institute</b></p> <p>2100 Greenfield Drive, El Cajon, CA 92019</p>	
---	---	---

## Old Testament Survey 1 – Genesis thru Deuteronomy – Books of the Law

Professor:

Training Center City:

Semester and Year:

### Course Description

This course focuses on how to apply and teach the Pentateuch of the Old Testament, covering Genesis through Deuteronomy. Topics include apologetics, biblical worldview, character development, charity, courage, expository text-driven preaching, creation, ethics, faith, marriage, obedience, prophecy, right living, servant-leadership, sex, suffering, trust, virtue, and worship. Deals with authorship, date, historical context, literary forms, themes, and applications of God's special dealings with Israel from the time of the patriarchs to the conquest of Canaan. Students will create visual projects and applications for transformational discipleship and leadership.

### Course Design

This 14-week course is designed to equip pastors, church planters, and next-generation leaders with Bible knowledge, Christian character, servant leadership, and disciple-making skills with the goal of life-change. It addresses the learning styles of adults through active discussion, charts, visuals, Internet resources, team building, and presentations. To ensure transfer of credit, changes to this course syllabus must be approved by both Equip Biblical Institute and Southern California Seminary. Over 1,200 leaders have completed EBI courses. *Suggestions for improving course design are appreciated.*

### Required Textbooks



1. *Jeremiah Study Bible*. Annotated by Dr. David Jeremiah. Worthy Publishing, 2013. [CBD 9781936034895](#)
2. Dr. Warren W. Wiersbe. *Wiersbe Bible Commentary: Old Testament*. Colorado Springs, CO: David C. Cook, 2007. [CBD 9780781445405](#)
3. Dr. Harold L. Willmington. *Willmington's Bible Handbook*. Wheaton, IL: Tyndale House, 1997. [CBD 9780842381741](#)
4. *Holman Illustrated Bible Dictionary*. Edited by Chad Brand. Nashville, TN: Holman Reference, 2015. [CBD](#) or [9780805499353](#)

### Additional Books for Pastors, Leaders, and Advanced Students

5. Neil S. Wilson and Linda K. Taylor. *Tyndale Handbook of Bible Charts and Maps*. Wheaton, IL: Tyndale House, 2001. [9780842335522](#)
6. *Holman Book of Biblical Charts, Maps, and Reconstructions*. Edited by Marsha A. Ellis Smith. Nashville, TN: Holman Reference, 1993. [CBD](#)

**Internet Resources** \* <http://jeremiahstudybible.com> \* [www.davidjeremiah.org/site/](http://www.davidjeremiah.org/site/) \* <https://vimeo.com/shadowmntsundaymorning> \* [www.namb.net/apologetics](http://www.namb.net/apologetics) \* <http://bible.org> \* <https://biblehub.com> \* [www.blueletterbible.org](http://www.blueletterbible.org) \* [www.biblestudytools.com](http://www.biblestudytools.com) \* <http://carm.org/apologetics> \* <http://gotquestions.org> \* <http://lifeway.com> \* <http://sendnetwork.com> \* [www.wacriswell.com](http://www.wacriswell.com) \*

Professors – [Click here to receive the Notes by email](#). The intent of this course is to equip you with the Word of God, to strengthen your character and integrity, and to develop your relational and servant-leadership skills for the glory of God.



**Learning Outcomes**

- The student who successfully completes this course will be able to implement 2 Timothy 2:2:
1. Apply and teach the essential facts about the Pentateuch, the books of the law of the Old Testament, especially as they relate to suffering, worship, trust, obedience, right living, and marriage.
  2. Apply and teach the *historical, cultural, and geographical world* of the Old Testament, especially as it related to the progress of the nation Israel from its inception to the close of the Old Testament.
  3. Apply and teach how to explain how integrate the *key themes* of each Old Testament book.
  4. Apply and teach the importance of authorship, provenance, date, historical context, and literary form.
  5. Apply and teach the significance of the *major covenants* of the Old Testament between God and His people.
  6. Apply and teach how to apply the *foundational concepts* of each book of the Old Testament, including (1) how to develop sermon introductions that capture the attention of listeners, (2) how to preach and teach using summary charts, (3) how to summarize biblical content, (4) how to make personal applications based on the text, (5) how to internalize biblical insights through journaling, (6) how to share what God is saying to one’s heart, and (7) how to articulate biblical truth.
  7. Apply and teach how to utilize sermon-based small groups as part of a disciple-making strategy.
  8. Participate in a group or individual presentation, project, PowerPoint, mind-map, visuals, webpage, or YouTube video on a book of the Law.
  9. Type a 10- to 15-page term paper titled “Applications from Genesis through Deuteronomy for Leadership and Character Development.”
  10. Coach leaders to develop Christian character through our identity in Christ, gratitude for the Gospel, the spiritual disciplines, personal revival, the fruit of the Spirit, the armor of God, the mind of Christ, and the seven virtues with the goal of transformational discipleship and leadership (Romans 12:1-2; 1 Peter 2:9-10; 2 Corinthians 9:24-27; Galatians 5:22-23; Ephesians 6:10-18; Philippians 2:5-11; 2 Peter 1:3-8).

**Methods of Instruction**

Instruction emphasizes active learning, problem-based learning, project-based learning, presentation-based learning, team-based learning, reflection, discussion, interactive lecture, collaboration, visuals, term papers, and exams, with the goal of long-term and real-world learning that results in life-change and leadership skills. The major pedagogical premise of this course is that students should be treated like the servant-leaders they are becoming.

Dr. Gary C. Woods has served as the Bible Department Chairman and Registrar at Southern California Seminary. Dr. Woods has taught for Liberty University, Luther Rice Seminary, San Diego Christian College, and Southern California Seminary. He has a Doctor of Education in Technology and Learning from Alliant International University, a Master of Divinity in Missions from Southwestern Baptist Theological Seminary, and a Bachelor of Science in Cross-Cultural and Pastoral Ministry from Liberty University. He has served as a pastor and church planter with the North American Mission Board, and as an elected governing board member of GUHSD with over 20,000 high school students.



**Accelerated Adult Learning Strategies**

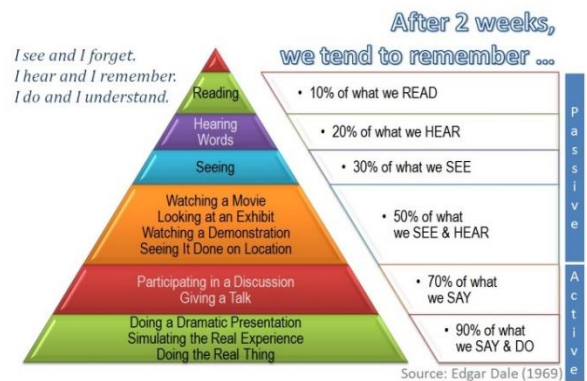
Authentic learning involves observation, interpretation, and application. The goal of *balanced instruction* is to address the learning strengths of adult learners, including verbal, visual, musical, logical, kinesthetic, reflective, interpersonal, natural, and spiritual. *Student-centered instruction* is most effective when it impacts the mind, will, and emotions.

**TEAM-based Active Learning Principles**

Students are encouraged to study in teams to develop application skills, leadership/relational skills, and presentations. Students are not to give answers to co-learners, but help them learn how to find the answers.

**TEAM = Together Everyone Accomplishes More.**

**The Cone of Learning**



### Student Requirements

**First**, answer the **questions** in the **portfolio** before class. This will assist student-leaders in focusing on core information and developing the time-on-task study skills and writing skills essential to effective learning and long-term memory. Each student must do his or her own work.

**Second**, maintain the **journal** in the portfolio. (1) What is God teaching you in this session? (2) How are you going to apply these concepts to your life, family, and ministry? (3) How can your church apply these concepts to making disciples and developing leaders? This will assist student-leaders in developing reflection, application, and decision-making skills essential to spiritual growth.

**Third**, participate in the **discussion** of the questions and applications in the portfolio during class. Through discussion students learn from one another and sharpen one another as iron sharpens iron. This will assist student-leaders in developing the relational, speaking, and creative/critical thinking skills essential to effective teaching and servant-leadership.

**Fourth**, complete the **midterm exam**. This will assist student-leaders in developing long-term memory through multiple reviews of the core material.

**Fifth**, participate in an individual or **group presentation** on one of the books in the Old Testament. The ability to make engaging presentations will multiply your influence, leadership, teaching, and preaching. Discuss applications found in that book. This presentation can be a PowerPoint, video, drama, role-play, interviews, charts, [pinterest](#), memes, graphical organizers, webpage, cellphone video, speeches, art work, or series of drawings. This will assist student-leaders in developing the creative/critical thinking and teamwork skills essential to effective teaching and servant-leadership. Week 13

**Sixth**, type a 10- to 15-page **term paper** titled "Applications from Genesis through Deuteronomy for Leadership and Character Development." The ability to write well will multiply your influence, leadership, teaching, and preaching. Footnote all the ideas, paraphrases, and direct quotes in your paper, whether from books or the Internet. Font should be Times New Roman 12. Include illustrations and charts. This will assist student-leaders in developing the creative/critical thinking and writing skills essential to effective biblical teaching, preaching, and servant-leadership. Week 13

**Seventh**, complete the **final exam** in the portfolio. This will assist student-leaders in developing long-term memory through multiple reviews of the core material and in focusing on transformational leadership and teaching skills. Week 14

### Course Objective Is Life Change

Our mission is to bring glory to God by assisting local churches to equip believers to live and minister biblically based on the inerrant Word of God. This equipping includes Bible knowledge, Christian character, and ministry skills. The objective is to take student-leaders from where they are and move them to where they need to be. Students will learn how (1) to read with their brains; (2) to remember what they have read; (3) to sharpen their thoughts through journaling; (4) to speak effectively before others; (5) to work as learning teams of leaders; and (6) to biblically apply what they are learning to life, family, and ministry.

### Accelerated Adult Learning Techniques

Adults learn in unique ways and so this course incorporates multiple learning styles. According to the **Cone of Learning**, writing, discussing, and applying concepts are the keys to accelerated adult learning. The portfolio is foundational to learning because students remember more of what they write, discuss, and apply. By applying these principles of champion learners, students will experience transformational growth. Welcome to the accelerated disciple-making process!

Session	Date	Professor Responsibilities	Student Responsibilities
1		<p><b>Introduction to the Old Testament and the Law of Moses</b>  <b>Genesis: The Story of Faith Begins</b>  <b>Genesis 1-11: Early World History</b></p> <p>Go over this syllabus and the portfolio.</p> <p>Preview the study guides for the exams.</p> <p>Review in class the resources in the Topical Index of the <i>Jeremiah Study Bible</i>, pages xxvii, or “Exclusive Online Content” at <a href="http://www.JeremiahStudyBible.com">www.JeremiahStudyBible.com</a>.</p> <p>Discuss questions, applications, and resolutions for personal revival, spiritual disciplines, integrity, and the seven virtues of character development.</p> <p>Demonstrate how to get the most out of the <i>Jeremiah Study Bible</i>, the <i>Holman Illustrated Bible Dictionary</i>, and the textbooks.</p> <p>Ask students to share an article related to this course from the <i>Holman Illustrated Bible Dictionary</i> or the <i>Jeremiah Study Bible</i>.</p> <p>Group activity: Create a visual summary or mind-map of one of these chapters.</p> <p>Review in class: resources for Bible knowledge, character development, and discipleship ministry coaching:  <a href="http://www.namb.net/apologetics">www.namb.net/apologetics</a>,  <a href="http://www.biblestudytools.com">www.biblestudytools.com</a>,  <a href="http://www.blueletterbible.org/resources/charts.cfm">www.blueletterbible.org/resources/charts.cfm</a>,  <a href="http://www.gotquestions.org/">www.gotquestions.org/</a>,  <a href="http://www.raystedman.org">www.raystedman.org</a>.</p> <p>Assist students in improving their term papers and Christian character through coaching, feedback, and rubrics. These are crucial learning and leadership skills.</p> <p>Review the Transformational</p>	<ul style="list-style-type: none"> <li><input type="checkbox"/> Print 103-1 Old Testament Survey 1 portfolio and notes.</li> <li><input type="checkbox"/> Pay the honorarium to the director.</li> <li><input type="checkbox"/> Skim the textbooks and be prepared to discuss how these books are unique as learning tools.</li> <li><input type="checkbox"/> Study Genesis 1-11—in the <i>Jeremiah Study Bible</i>, <i>Wiersbe Commentary</i>, <i>Willmington Handbook</i>, and <i>Holman Bible Dictionary</i>.</li> <li><input type="checkbox"/> Explore the Genesis 1-11 Book Introduction, footnotes, and resources in the <i>Jeremiah Study Bible</i> or the “Exclusive Online Content” at <a href="http://www.jeremiahstudybible.com/Genesis">www.jeremiahstudybible.com/Genesis</a> to share with the class.</li> <li><input type="checkbox"/> Read <i>The Scarlet Thread of Redemption</i> at:  <a href="http://www.thebaptistpage.com/Reading/Criswell/criswell_scarlet_print.htm">www.thebaptistpage.com/Reading/Criswell/criswell_scarlet_print.htm</a></li> <li><input type="checkbox"/> Explore the Internet resources on this topic at <a href="http://www.namb.net/apologetics">www.namb.net/apologetics</a>,  <a href="https://bible.org/">https://bible.org/</a>,  <a href="http://carm.org/evangelism">http://carm.org/evangelism</a>,  <a href="http://www.biblegateway.com">www.biblegateway.com</a>,  <a href="http://www.biblestudytools.com">www.biblestudytools.com</a>,  <a href="http://www.blueletterbible.org/study/">www.blueletterbible.org/study/</a>,  <a href="http://www.crosswalk.com">www.crosswalk.com</a>,  <a href="http://www.gotquestions.org/">www.gotquestions.org/</a>,  <a href="http://www.lifeway.com/biblestudy">www.lifeway.com/biblestudy</a>,  <a href="http://www.pastors.org">www.pastors.org</a>, <a href="http://www.raystedman.org">www.raystedman.org</a>,  <a href="http://www.theopedia.com/">www.theopedia.com/</a>,  <a href="http://www.wayofthelord.com/">www.wayofthelord.com/</a>,  <a href="http://www.youtube.com/user/drdaavidjeremiah">www.youtube.com/user/drdaavidjeremiah</a></li> <li><input type="checkbox"/> Type the answers to the portfolio questions and journal applications in preparation for the discussion and group activity.</li> <li><input type="checkbox"/> Subscribe to the free online Preaching Today’s Sermons Newsletter at <a href="http://www.christianitytoday.com">www.christianitytoday.com</a>.</li> <li><input type="checkbox"/> Begin writing the term paper.</li> <li><input type="checkbox"/> Read the <i>Baptist Faith and Message</i>.</li> <li><input type="checkbox"/> Disciple-making: share what you are learning with young leaders and apprentice disciples and invite them to class.</li> <li><input type="checkbox"/> Belonging: think about what you can contribute to the group — insight, encouragement, experiences, friendship,</li> </ul>

Session	Date	Professor Responsibilities	Student Responsibilities
		Discipleship Covenant.	and resources.
2		<p><b>Genesis 12-36: Patriarchal History</b></p> <p>Welcome guests and encourage students to share what they have learned so far.</p> <p>Discuss portfolio questions, applications, and resolutions.</p> <p>Coach students on how to improve their term papers and disciple-making skills in class.</p> <p>Group activity: Create a visual summary or mind-map of one of these chapters.</p> <p>Discuss with students the implications, responsibilities, and applications of Abraham’s faith in his character development process (Genesis 12) using <i>The Jeremiah Study Bible</i> or <i>Wiersbe Bible Commentary</i>.</p>	<ul style="list-style-type: none"> <li>❑ Study Genesis 12-36—in the <i>Jeremiah Study Bible</i>, <i>Wiersbe Commentary</i>, <i>Willmington Handbook</i>, and <i>Holman Bible Dictionary</i>.</li> <li>❑ Explore the Genesis 12-36 footnotes and resources in the <i>Jeremiah Study Bible</i> or the exclusive online content at <a href="http://www.jeremiahstudybible.com/Genesis">www.jeremiahstudybible.com/Genesis</a> to share with the class.</li> <li>❑ Explore Internet resources on this topic to share with the class.</li> <li>❑ Type the answers to the portfolio.</li> <li>❑ Work on the term guide.</li> <li>❑ Community service: as a royal priest and as an ambassador of Christ, make or update a “Reach List” of every person you know who needs Christ or is unchurched so that you can pray for them by name and encourage them.</li> <li>❑ Disciple-making: share what you are learning with young leaders and apprentice disciples and invite them to class.</li> <li>❑ Disciple-making: go on an evangelistic visit with your pastor, deacon, church leader, Sunday school worker, or friend during this course.</li> <li>❑ Character development: Reflect on your current character and the implications, responsibilities, and applications of your identity in Christ as a believer-priest.</li> </ul>
3		<p><b>Genesis 37-50: The Generations of Israel (Jacob)</b></p> <p>Discuss portfolio questions, applications, and resolutions.</p> <p>Coach students on how to improve their term papers and disciple-making skills in class.</p> <p>Group activity: Create a visual summary or mind-map of one of these chapters.</p>	<ul style="list-style-type: none"> <li>❑ Study Genesis 37-50—in the <i>Jeremiah Study Bible</i>, <i>Wiersbe Commentary</i>, <i>Willmington Handbook</i>, and <i>Holman Bible Dictionary</i>.</li> <li>❑ Explore the Genesis 37-50 footnotes and resources in the <i>Jeremiah Study Bible</i> or the exclusive online content at <a href="http://www.jeremiahstudybible.com/Genesis">www.jeremiahstudybible.com/Genesis</a> to share with the class.</li> <li>❑ Type the answers to the portfolio.</li> <li>❑ Work on the term paper.</li> <li>❑ Review the study guide.</li> <li>❑ Community service: pray for the people on your list.</li> <li>❑ Disciple-making: share what you are learning with young leaders and</li> </ul>

Session	Date	Professor Responsibilities	Student Responsibilities
			<p>apprentice disciples.</p>
4		<p><b>Exodus: The Design for Deliverance</b></p> <p><b>Exodus 1-18: Slavery in Egypt, the Passover, and the Exodus</b></p> <p>Discuss portfolio questions, applications, and resolutions.                      Coach students on how to improve their term papers and disciple-making skills in class.                      Group activity: Create a visual summary or mind-map of one of these chapters.</p>	<ul style="list-style-type: none"> <li><input type="checkbox"/> Study Exodus 1-18—in the <i>Jeremiah Study Bible</i>, <i>Wiersbe Commentary</i>, <i>Willmington Handbook</i>, and <i>Holman Bible Dictionary</i>.</li> <li><input type="checkbox"/> Explore the Exodus 1-18 Book Introduction and resources on in the <i>Jeremiah Study Bible</i> or the exclusive online content at <a href="http://www.jeremiahstudybible.com/Exodus">www.jeremiahstudybible.com/Exodus</a>.</li> <li><input type="checkbox"/> Type the answers to the portfolio.</li> <li><input type="checkbox"/> Work on the term paper.</li> <li><input type="checkbox"/> Review the study guide.</li> <li><input type="checkbox"/> Community service: pray for the people on your list.</li> <li><input type="checkbox"/> Disciple-making: share what you are learning with young leaders and apprentice disciples.</li> </ul>
5		<p><b>Exodus 19-40: The Education at Mount Sinai</b></p> <p>Discuss portfolio questions, applications, and resolutions.                      Coach students on how to improve their term papers and disciple-making skills in class.                      Group activity: Create a visual summary or mind-map of one of these chapters.</p>	<ul style="list-style-type: none"> <li><input type="checkbox"/> Study Exodus 19-40—in the <i>Jeremiah Study Bible</i>, <i>Wiersbe Commentary</i>, <i>Willmington Handbook</i>, and <i>Holman Bible Dictionary</i>.</li> <li><input type="checkbox"/> Explore the Exodus 19-40 the footnotes and resources in the <i>Jeremiah Study Bible</i> or the exclusive online content at <a href="http://www.jeremiahstudybible.com/Exodus">www.jeremiahstudybible.com/Exodus</a>.</li> <li><input type="checkbox"/> Type the answers to the portfolio.</li> <li><input type="checkbox"/> Work on the term guide.</li> <li><input type="checkbox"/> Community service: as a priest, ask permission to pray a blessing over someone on your list.</li> <li><input type="checkbox"/> Disciple-making: share what you are learning with young leaders and apprentice disciples.</li> </ul>
6		<p><b>Leviticus: The Way to Worship and Wholeness</b></p> <p><b>Leviticus 1-15: Worship, Priests, and the People of God</b></p> <p>Discuss portfolio questions, applications, and resolutions.                      Coach students on how to improve their term papers and disciple-making skills in class.                      Group activity: Create a visual summary or mind-map of one of</p>	<ul style="list-style-type: none"> <li><input type="checkbox"/> Study Leviticus 1-15—in the <i>Jeremiah Study Bible</i>, <i>Wiersbe Commentary</i>, <i>Willmington Handbook</i>, and <i>Holman Bible Dictionary</i>.</li> <li><input type="checkbox"/> Explore the Leviticus 1-15 Book Introduction and Resources in the <i>Jeremiah Study Bible</i> or online at <a href="http://www.jeremiahstudybible.com/Leviticus">www.jeremiahstudybible.com/Leviticus</a>.</li> <li><input type="checkbox"/> Type the answers to the portfolio.</li> <li><input type="checkbox"/> Work on the term paper.</li> <li><input type="checkbox"/> Review the study guide.</li> <li><input type="checkbox"/> Community service: as a priest, ask permission to pray a blessing over</li> </ul>

Session	Date	Professor Responsibilities	Student Responsibilities
		<p>these chapters. Review for the midterm exam.</p>	<p>someone on your list.</p> <ul style="list-style-type: none"> <li><input type="checkbox"/> Disciple-making: share what you are learning with young leaders and apprentice disciples.</li> </ul>
7		<p><b>Midterm Exam</b> Take the midterm exam. Preview the second half of the course. Coach students on how to improve their term papers. Make corrections to the term paper in class. Discuss who would benefit from the EBI leadership training program. Order textbooks for next semester. Request next semester portfolios and notes by email at <a href="mailto:gwoods@socalsem.edu">gwoods@socalsem.edu</a>.</p>	<ul style="list-style-type: none"> <li><input type="checkbox"/> Review the study guide in the notes to prepare for the midterm exam. Four hours of study are recommended.</li> <li><input type="checkbox"/> Work on the term paper.</li> <li><input type="checkbox"/> Next-generation leadership: As a disciple-maker update your list of next-generation leaders you can pray for, share with, and encourage or disciple.</li> <li><input type="checkbox"/> Disciple-making: as a believer-priest get involved in the small group and/or Sunday school ministry of your church.</li> <li><input type="checkbox"/> Pay for textbooks for the next courses.</li> </ul>
8		<p><b>Leviticus 16-27: The Program of Worship</b></p> <p>Welcome guests and encourage students to share what they have learned. Discuss portfolio questions, applications, and resolutions. Coach students on how to improve their term papers and disciple-making skills in class. Group activity: Create a visual summary or mind-map of one of these chapters.</p>	<ul style="list-style-type: none"> <li><input type="checkbox"/> Study Leviticus 16-27—in the <i>Jeremiah Study Bible</i>, <i>Wiersbe Commentary</i>, <i>Willmington Handbook</i>, and <i>Holman Bible Dictionary</i>.</li> <li><input type="checkbox"/> Explore the Leviticus 16-27 footnotes and resources in the <i>Jeremiah Study Bible</i> or the exclusive online content at <a href="http://www.jeremiahstudybible.com/Leviticus">www.jeremiahstudybible.com/Leviticus</a>.</li> <li><input type="checkbox"/> Type the answers to the portfolio.</li> <li><input type="checkbox"/> Work on the term paper.</li> <li><input type="checkbox"/> Review the study guide.</li> <li><input type="checkbox"/> Community service: as a priest, ask permission to pray a blessing over someone on your list.</li> <li><input type="checkbox"/> Disciple-making: share what you are learning with young leaders and apprentice disciples and invite them to class.</li> </ul>
9		<p><b>Numbers: From Failure to Victory</b></p> <p><b>Numbers 1-19: Instructions for life in the desert and the tests in Wilderness school</b></p> <p>Discuss portfolio questions, applications, and resolutions. Coach students on how to improve their term papers and disciple-</p>	<ul style="list-style-type: none"> <li><input type="checkbox"/> Study Numbers 1-19—in the <i>Jeremiah Study Bible</i>, <i>Wiersbe Commentary</i>, <i>Willmington Handbook</i>, and <i>Holman Bible Dictionary</i>.</li> <li><input type="checkbox"/> Explore the Numbers 1-19 Book Introduction and Resources in the <i>Jeremiah Study Bible</i> or online at <a href="http://www.jeremiahstudybible.com/numbers">www.jeremiahstudybible.com/numbers</a>.</li> <li><input type="checkbox"/> Type the answers to the portfolio.</li> <li><input type="checkbox"/> Work on the term paper.</li> <li><input type="checkbox"/> Review the study guide.</li> </ul>

Session	Date	Professor Responsibilities	Student Responsibilities
		making skills in class. Group activity: Create a visual summary or mind-map of one of these chapters.	<ul style="list-style-type: none"> <li><input type="checkbox"/> Community service: as Christ's ambassador let your light shine by doing acts of kindness for people on your list.</li> <li><input type="checkbox"/> Disciple-making: what you are learning with young leaders and apprentice disciples.</li> </ul>
10		<p><b>Numbers 20-36: Crises at Kadesh and marching in victory and defeat</b></p> <p>Discuss portfolio questions, applications, and resolutions.                      Coach students on how to improve their term papers and disciple-making skills in class.                      Group activity: Create a visual summary or mind-map of one of these chapters.</p>	<ul style="list-style-type: none"> <li><input type="checkbox"/> Study Numbers 20-36—in the <i>Jeremiah Study Bible</i>, <i>Wiersbe Commentary</i>, <i>Willmington Handbook</i>, and <i>Holman Bible Dictionary</i>.</li> <li><input type="checkbox"/> Explore the Numbers 20-36 footnotes and resources in the <i>Jeremiah Study Bible</i> or the exclusive online content at <a href="http://www.jeremiahstudybible.com/numbers">www.jeremiahstudybible.com/numbers</a>.</li> <li><input type="checkbox"/> Type the answers to the portfolio.</li> <li><input type="checkbox"/> Work on the term paper.</li> <li><input type="checkbox"/> Review the study guide.</li> <li><input type="checkbox"/> Community service: as Christ's ambassador let your light shine by doing acts of kindness for people on your list.</li> <li><input type="checkbox"/> Disciple-making: what you are learning with young leaders and apprentice disciples.</li> </ul>
11		<p><b>Deuteronomy: The Law that Bring Deliverance</b></p> <p><b>Deuteronomy 1-26: Preparation for claiming the inheritance of Abraham, Isaac, and Jacob</b>  <b>The First and Second Sermons of Moses</b></p> <p>Discuss portfolio questions, applications, and resolutions.                      Coach students on how to improve their term papers and disciple-making skills in class.                      Group activity: Create a visual summary or mind-map of one of these chapters.</p>	<ul style="list-style-type: none"> <li><input type="checkbox"/> Study Deuteronomy 1-26—in the <i>Jeremiah Study Bible</i>, <i>Wiersbe Commentary</i>, <i>Willmington Handbook</i>, and <i>Holman Bible Dictionary</i>.</li> <li><input type="checkbox"/> Explore the Deuteronomy 1-26 Book Introductions and resources in the <i>Jeremiah Study Bible</i> or online at <a href="http://www.jeremiahstudybible.com/deuteronomy">www.jeremiahstudybible.com/deuteronomy</a>.</li> <li><input type="checkbox"/> Type the answers to the portfolio.</li> <li><input type="checkbox"/> Work on the term paper.</li> <li><input type="checkbox"/> Review the study guide.</li> <li><input type="checkbox"/> Community service: let your light shine by doing acts of kindness for people on your list.</li> <li><input type="checkbox"/> Disciple-making: share what you are learning with young leaders and apprentice disciples.</li> </ul>
12		<p><b>Deuteronomy 27-34: Preparation for claiming the inheritance</b>  <b>The Third and Final Sermons of Moses</b></p> <p>Discuss portfolio questions,</p>	<ul style="list-style-type: none"> <li><input type="checkbox"/> Study Deuteronomy 27-34—in the <i>Jeremiah Study Bible</i>, <i>Wiersbe Commentary</i>, <i>Willmington Handbook</i>, and <i>Holman Bible Dictionary</i>.</li> <li><input type="checkbox"/> Explore the Deuteronomy 27-34 footnotes and resources in the <i>Jeremiah Study Bible</i> or the online content at</li> </ul>



Session	Date	Professor Responsibilities	Student Responsibilities
		<p>applications, and resolutions. Coach students on how to improve their term papers and disciple-making skills in class. Group activity: Prepare for next week's student presentations on a book in the Old Testament.</p>	<p><a href="http://www.jeremiahstudybible.com/deuteronomy">www.jeremiahstudybible.com/deuteronomy</a>.  <input type="checkbox"/> Type the answers to the portfolio.  <input type="checkbox"/> Work on the term paper.  <input type="checkbox"/> Review the study guide.  <input type="checkbox"/> Community service: invite someone on your list to come with you to small group or church.  <input type="checkbox"/> Disciple-making: share what you are learning with young leaders and apprentice disciples.</p>
13		<p><b>Student Presentations and Term Papers</b>                      Welcome guests and disciples.                      Coach students on how to improve their presentations.                      Coach students on how to improve their term papers.                      Group activity: Peer-review and make corrections to the term paper in class.                      Review for final exam.</p>	<p><input type="checkbox"/> Prepare to participate in a group or individual presentations on a chapter in the books.  <input type="checkbox"/> Bring a rough draft of your term paper for peer-review and corrections.  <input type="checkbox"/> Review the study guide.  <input type="checkbox"/> Community service: invite someone on your list to come with you to small group or church.  <input type="checkbox"/> Disciple-making: invite your friends and apprentice disciples to watch student presentations.</p>
14		<p><b>Final Exam and Course Evaluation</b>                      Give final exam.                      Collect completed portfolio for review.                      Collect revised term paper for review.                      Students will debrief by sharing how they are using and sharing what they have learned.                      Discuss how to recruit students who would benefit from the EBI leadership training program.                      Distribute the textbooks, syllabi, portfolios, notes, and promotional materials for the next course.                      Time of fellowship.</p>	<p><input type="checkbox"/> Review the study guide for the final exam.  <input type="checkbox"/> Complete the portfolio.  <input type="checkbox"/> Revise the term paper.  <input type="checkbox"/> Share and/or email your revised term paper to pastors, deacons, small-group leaders, apprentice disciples, and friends to multiply your ministry in obedience to 2 Timothy 2:2-3.  <input type="checkbox"/> Discipleship is teaching others about what you are learning. Pass on the baton of discipleship by sharing what you are learning each week. To be a disciple you need to make disciples (Matthew 28:18-20).</p>

EBI holds to the *Baptist Faith and Message*. The inclusion of articles, books, or external links in this course does not imply that the opinions expressed represent the official position of EBI.

**General Bibliography**

*Apologetics Study Bible*. Annotated by Ted Cabal, Chuck Colson, and Norm Geisler. Nashville, TN: Holman Bible, 2007. 9781586400248  
*HCSB Study Bible*. Annotated. Nashville, TN: Holman Bible.

- Holman Book of Biblical Charts, Maps, and Reconstructions.* Edited by Marsha A. Ellis Smith. Nashville, TN: Holman Reference, 1993. 9781558193598
- Holman Concise Bible Commentary.* Edited by David S. Dockery. Nashville, TN: Holman Reference, 2011. 9780805495461
- Holman Guide to Interpreting the Bible.* Edited by David S. Dockery and George Guthrie. Nashville, TN: Holman Reference, 2004. 9780805428582
- Holman Illustrated Bible Dictionary.* Edited by Charles W. Draper and Chad Brand. Nashville, TN: Broadman & Holman, 2003. 9780805428360
- Holman QuickSource Bible Atlas.* Edited by Holman. Nashville, TN: Holman Reference, 2011. 9780805495645
- Holman QuickSource Guide to Christian Apologetics.* Edited by Doug Powell. Nashville, TN: Holman Reference, 2006. 9780805494600
- Holman QuickSource Guide to Understanding Creation.* Edited by Mark Whorton and Hill Roberts. Nashville, TN: Holman Reference, 2008. 9780805494860
- Holman Treasury of Key Bible Words: 200 Greek and 200 Hebrew Words Defined and Explained.* Edited by Dr. Eugene Carpenter and Dr. Philip Comfort. Nashville, TN: Holman Reference, 2000. 9780805493528

### Course Bibliography

- Benware, Paul N. *Survey of the Old Testament.* Chicago: Moody, 2004. 0802424821
- Borland, James A. *Christ in the Old Testament.* Chicago, IL: Moody, 1978. 0802413919
- Eade, Alfred Thompson. *The Expanded Panorama Bible Study Course.* Grand Rapids, MI: Revell, 1961.
- Geisler, Norman, and William E. Nix. *A General Introduction to the Bible.* Chicago, IL: Moody, 1986.
- Holman Old Testament Commentary.* Edited by Max E. Anders. Nashville, TN: Holman Reference, 2002.
- Jensen, Irving L. *Jensen's Survey of the Old Testament.* Chicago, IL: Moody, 1978.
- McGee, J. Vernon. *Thru the Bible 1-5* (5-volume set). Nashville, TN: Thomas Nelson, 1990.
- New American Commentary.* Nashville, TN: Holman Reference, 2002.
- Swindoll, Charles R., and Gary Matlack. *God's Masterwork, Vol. 1: Genesis through Chronicles.* Dallas, TX: Word, 1996. 0849987385
- Swindoll, Charles R., and Gary Matlack. *God's Masterwork, Vol. 2: Ezra through Daniel.* Dallas, TX: Word, 1997. 0849987393
- Swindoll, Charles R., and Gary Matlack. *God's Masterwork, Vol. 3: Hosea through Malachi.* Dallas, TX: Word, 1997. 0849987407
- Swindoll, Charles R. *A Look at the Book: Traveling the Original Route 66 Study Guide.* Dallas, TX: Word, 1996. 0849984947
- Wilson, Neil S. and Linda K. Taylor. *Tyndale Handbook of Bible Charts & Maps.* Wheaton, IL: Tyndale House, 2001.
- Walvoord, John F., and Roy B. Zuck. *The Bible Knowledge Commentary: Old Testament.* Wheaton, IL: Victor Books, 1985.
- Wiersbe, Warren W. *Wiersbe Bible Commentary: Old Testament.* Colorado Springs, CO: David C. Cook, 2007.
- Wilkinson, Bruce, and Kenneth Boa. *Talk Thru the Bible.* Nashville, TN: Thomas Nelson, 2005.
- Willmington, Harold L. *Willmington's Bible Handbook.* Wheaton, IL: Tyndale House, 1997.
- Willmington, Harold L. *Willmington's Guide to the Bible.* Wheaton, IL: Tyndale House, 2011.
- Zuck, Roy B., ed. *A Biblical Theology of the Old Testament.* Chicago, IL: Moody, 1991.

**Transfer of Credits to Southern California Seminary**

**Attendance Policy**

Attending class on time is important to receive the most out of the course. Entering class late disrupts the learning process of all students. Students are permitted three absences for a 14-week semester course. For the semester (28 classroom hours plus 68 homework hours) courses, more than 10 minutes late is a *tardy*; more than 20 minutes late is an *absence*. Two tardies count as one absence. **College credit cannot be transferred to Southern California Seminary when a student misses four or more class sessions.** A grade of NC (No Credit) will be recorded when a student misses four sessions, does not complete coursework on time, or earns less than 700 points.

**Class Time and Homework Policy**

To transfer credits to Southern California Seminary, **each 2-unit course must include at least 28 hours of class time discussion and 68 hours of portfolio homework during the 14-week semester.** Courses with less than 28 hours of class time do not meet EBI requirements. Since “time plus focus equals learning,” increased classroom time and active learning result in increased learning—and learning is the key to leadership and service. Courses start the first week of January, May, and September. For maximum learning, **it is recommended that working students take 2 courses per semester** or 6 courses per year.

**Late Work Policy**

Completing work on time is an important habit for leaders to develop. Homework should be completed weekly before the class discussion and application. The grade for work that is between 1 and 7 days late is lowered by 20%. **Work that is over 7 days late will not be accepted.** Professors are to send to the EBI offices the grade sheet within 15 days of the end of each course so that transcripts can be updated each semester.

**Portfolio and Term Paper Policy for Transferring Students**

To graduate or transfer credits from Equip Biblical Institute to Southern California Seminary, **students must submit their portfolio and term papers at the end of each course to the Registrar for formative assessment.** Upon successful completion of the Associate of Biblical Studies, students may transfer **60 units** into the Bachelor of Arts in Biblical Studies degree. If the portfolio or term papers are missing, the credits may not be transferable. Portfolios must be completed individually—not as couples. Answers to portfolio questions are subjective, so each student must do his or her own work. As part of the EBI-SCS Articulation Agreement and to facilitate transfer of degrees to other schools, submit the portfolios and term papers of transferring students to the EBI Registrar at [gwoods@socalsem.edu](mailto:gwoods@socalsem.edu). The goal is to assist students in being successful in their studies and in their ministries.

**Grade Scale**

Grade	Percent	Points
A	= 95-100%	950-1,000
A-	= 90-94%	900-949
B+	= 87-89%	870-899
B	= 84-86%	840-869
B-	= 80-83%	800-839
C+	= 77-79%	770-799
C	= 74-76%	740-769
C-	= 70-73%	700-739
AU	= Below 70%	0-699



**Student Evaluation**

	Percent	Points
Portfolio/Group Activities .....	55%	550
Midterm Exam .....	10%	100
Student Presentations .....	10%	100

Term Paper .....	15%	150
Final Exam .....	10%	100
<b>Total .....</b>	<b>100%</b>	<b>1,000</b>

Session 1	Session 2	Session 3	Session 4	Session 5	Session 6	Midterm 7	Session 8	Session 9	Session 10	Session 11	Session 12	Presentation 13	Term Paper 13	Final Exam 14	Points	Grade
50	50	50	50	50	50	100	50	50	50	50	50	100	150	100	1,000	ABC

**Course Grading Rubric**

Grade	Requirements	✓
A	Exams, portfolio, presentation, and the corrected 11- to 15-page term paper with zero errors for students planning to transfer to Southern California Seminary or other schools.	
A-	Exams, portfolio, presentation, and the 10-page term paper with less than 2 errors.	
B+	Exams, portfolio, presentation, and the 9-page term paper with less than 4 errors.	
B	Exams, portfolio, presentation, and the 8-page term paper with less than 6 errors.	
B-	Exams, portfolio, presentation, and the 7-page term paper with less than 8 errors.	
C+	Exams, portfolio, presentation, and a 5-page essay with less than 10 errors.	
C	Exams, portfolio, presentation, and a 2-page essay.	
C-	Exams, portfolio, and presentation. Would benefit from tutoring or peer coaching.	
AU	Audit. For students who are auditing the course for personal spiritual enrichment or earned less than 700 points or missed more than 3 sessions. (audit) EBI has levels for all students.	

Writing clarifies one’s thoughts and is a key skill for an effective leader. Initially students may have difficulties in developing writing skills, but they will improve and gain confidence with each course they complete. It is important that professors help students improve their writing skills to maximize their thinking and leadership skills. Students should use the term paper rubric, sample term paper, and [type-over template](#) to write their term papers. Since students have different abilities, goals, responsibilities, and schedules, students can choose the grade for which they are aiming. It is possible to earn a “C” by writing an essay rather than a term paper, but it is necessary to write a term paper to earn an “A” or “B”.

Writing and journaling two of the most important skills that a leader can develop. As part of the academic agreement with Southern California Seminary, to earn an “A” students are required to email or mail a copy of their academic work to the EBI registrar. The first goal is to affirm students who are doing all the work. The second goal is help students do even better by analyzing the term papers and to preparing next-generation leaders for university level education and ministry by helping them improve their writing skills, thinking skills, and leadership skills.

The mission of Equip Biblical Institute is to bring glory to God by assisting local churches to equip believers of various cultures and languages to live and minister biblically based on the inerrant Word of God. This equipping includes building biblical knowledge, Christian character, and ministry skills. The goal is to provide leadership and teaching resources, intentional leadership development, disciple-making materials, Skype courses, YouTube videos, charts, notes, and visuals to pastors and churches around the world. EBI is equipping the next generation of pastors and leaders to multiply their influence by training leaders, creating videos, and writing books.

EBI is a religious exempt school and not accredited by the U. S. Department of Education; however, EBI Associate degrees are transferable to Southern California Seminary and other schools based on the EBI-SCS articulation agreement based on [Carnegie](#) Units, portfolios, and term papers.

As students take each course, their brains will develop a multitude of new physical and chemical neural connections, increasing their ability to read with comprehension; make practical applications from what they are learning; and improve their communication, leadership, and writing skills.

EBI incorporates seminary success skills and transformational teaching, including [Adult](#) Learner Model, the Affective Neuroscience Learning Model, Bloom's Taxonomy of Learning Domains, the [Carnegie Unit and Student Hour](#) Rubric, the Cognitive [Neuroscience](#) Learning Model, the Seven Laws of Learning Model, the Learning Styles Model, Knowles's [Adult](#) Learner Model, the [Maslow](#) Pyramid of Needs, the [Multiple Intelligences](#) Model, the Professional Development Rubric, the [Quality Matters](#) Rubric, the Seven Principles of Good Practice in Undergraduate Education Model, the Teaching to Change Lives Model, the [Visual Learning](#) Model, and the [Working Memory](#) Model.

EBI utilizes the power of [Formative Assessment](#) rather than summative assessment. Formative assessment promotes students' learning by providing feedback on how to study better, develop integrity and leadership skills, and write better term papers. Summative assessment gives only a final grade or evaluation of proficiency (A, B, C, D, F).

Academic research indicates that when formative assessment is provided the amount of student learning is often double that of summative assessment. Formative assessment involves briefly reviewing portfolios each week to make sure students are not getting behind and assisting all students to improve their writing skills each week based on rubrics and samples of term papers.

Effective teachers enlist stronger students to help struggling students to improve. Rubrics help students gauge the quality of their work and see what else is needed to improve their writing and leadership skills. Samples of term papers demonstrate what is expected and required for leadership and character development.

Effective teachers have students compare and peer-review one another's papers in class during specified times. Formative assessment is about providing students with feedback or tips aimed at improving their writing and critical thinking skills—not just giving them a letter grade. Feedback is most effective when it explicitly communicates to students about some specific aspects of their performance relative to specific target criteria, and when it provides information that helps students progress toward meeting that criterion.

### Webliography

1. Alternative articles [www.oneplace.com/Ministries/The\\_Alternative/](http://www.oneplace.com/Ministries/The_Alternative/)
2. Bible Bulletin Board [www.biblebb.com/](http://www.biblebb.com/)
3. Bible History [www.bible-history.com/](http://www.bible-history.com/)
4. Bible Land Photos <http://bibleplaces.com/>
5. Bible Study Resources [www.bible.org](http://www.bible.org)
6. Bible study tools [www.biblestudytools.net/](http://www.biblestudytools.net/)
7. Billy Graham Evangelistic Association <https://billygraham.org/>
8. Blue Letter Bible Study Tools/Charts [www.blueletterbible.org/study/](http://www.blueletterbible.org/study/)
9. Christian Apologetics & Research Ministry <http://carm.org/>
10. Christian Classics Ethereal Library "World Wide Study Bible" [www.ccel.org/wwsb/](http://www.ccel.org/wwsb/)
11. Church Starting [www.churchstarting.net](http://www.churchstarting.net)
12. Cooperative Program [www.sbc.net/cp/](http://www.sbc.net/cp/) - [www.youtube.com/watch?v=lkgJaagIS7A](https://www.youtube.com/watch?v=lkgJaagIS7A)
13. Crosswalk Articles [www.crosswalk.com/](http://www.crosswalk.com/)
14. David Jeremiah [www.davidjeremiah.org/](http://www.davidjeremiah.org/)
15. E-sword.net Bible study tools [www.e-sword.net/](http://www.e-sword.net/)
16. Ed Stetzer [www.newchurches.com/](http://www.newchurches.com/)
17. Focus on the Family [www.focusonthefamily.org](http://www.focusonthefamily.org)
18. Got Questions [www.gotquestions.org/](http://www.gotquestions.org/)

19. Grammar tips <https://en.oxforddictionaries.com/grammar/grammar-tips>
20. Holy Land Photos [www.holylandphotos.org/](http://www.holylandphotos.org/)
21. Injoy John Maxwell pastoral leadership articles [www.injoy.com/](http://www.injoy.com/)
22. Institute of Strategic Evangelism <http://bgc.gospelcom.net/ise/links.html>
23. Jeremiah Study Bible Online Content [www.JeremiahStudyBible.com](http://www.JeremiahStudyBible.com)
24. Larry Osborn sticky small groups <http://larryosbornelive.com/>;
25. Leading from your Strengths [www.leadingfromyourstrengths.com/](http://www.leadingfromyourstrengths.com/)
26. Leadership Journal Past Issues [www.christianitytoday.com/le/issues/](http://www.christianitytoday.com/le/issues/)
27. Leadership Transformations [www.leadershiptransformations.org/](http://www.leadershiptransformations.org/)
28. Leadership U [www.leaderu.com/menu/ministry.html](http://www.leaderu.com/menu/ministry.html)
29. Leadership Wired [www.injoy.com/newsletters/subscribe.asp](http://www.injoy.com/newsletters/subscribe.asp)
30. LifeWay.com church planting articles [www.lifeway.com](http://www.lifeway.com)
31. Lee Strobel videos [www.leestrobel.com](http://www.leestrobel.com)
32. LifeWay Ministry Grid – Training made simple [www.ministrygrid.com/guest-home](http://www.ministrygrid.com/guest-home)
33. Lumina Bible study tool <https://lumina.bible.org/bible/Matthew+1>
34. Malphurs Group [www.malphursgroup.com](http://www.malphursgroup.com)
35. Moody Magazine articles [www.moodymagazine.com](http://www.moodymagazine.com)
36. NAMB Video [www.namb.net/video/](http://www.namb.net/video/)
37. Need Him [www.needhim.org/](http://www.needhim.org/)
38. New Churches with Ed Stetzer [www.newchurches.com/](http://www.newchurches.com/)
39. New Testament Summary [www.bible.org/page.asp?page\\_id=2076](http://www.bible.org/page.asp?page_id=2076)
40. North American Mission Board [www.namb.net](http://www.namb.net)
41. Old Testament Gateway [www.otgateway.com/](http://www.otgateway.com/)
42. Old Testament Survey [www.bible.org/series.asp?series\\_id=76](http://www.bible.org/series.asp?series_id=76)
43. On Mission to Share Jesus [www.namb.net](http://www.namb.net)
44. One Place Articles [www.oneplace.com/articles/](http://www.oneplace.com/articles/)
45. Online Bible links [www.onlinebible.net/links.html](http://www.onlinebible.net/links.html)
46. Pastors.com [www.pastors.com/](http://www.pastors.com/)
47. Pastors.com ministry articles [www.pastors.com/articles/](http://www.pastors.com/articles/)
48. Ray Stedman sermons [www.raystedman.org](http://www.raystedman.org)
49. Send North America [www.namb.net/Send\\_North\\_America\\_Video/](http://www.namb.net/Send_North_America_Video/)
50. Send Network church planters <http://sendnetwork.com/>
51. Theopedia [www.theopedia.com/](http://www.theopedia.com/)
52. Thom Rainer <http://thomrainer.com/>
53. Thriving Small Groups <http://thrivingsmallgroups.com/>
54. Thru the Bible [www.thruthebible.org/](http://www.thruthebible.org/)
55. Turning Point Articles [www.turningpointradio.org/](http://www.turningpointradio.org/)
56. Way of the Master [www.wayofthemaster.com/](http://www.wayofthemaster.com/)